Item	Part name	Q'ty/Ea'	Material	Finish
1	HSG	1	High temp.Plastic(PA 46) UL94 V-0 Color Black	————
2	Body-1	4	Leaded Brass	Gold 0.1um min plating over Nickel 1.4um plating
	Body-2	4	Leaded Brass	Gold 0.4um min plating over Nickel 1.4um plating
3	Plunger-1	4	Leaded Brass	Gold 0.4um min plating over Nickel 1.4um plating
	Plunger-2	4	Leaded Brass	Gold 0.4um min plating over Nickel 1.4um plating
4	Spring	8	Stainless steel wire	————
5	LATCH	2	SUS304	Tin plating over Nickel plating

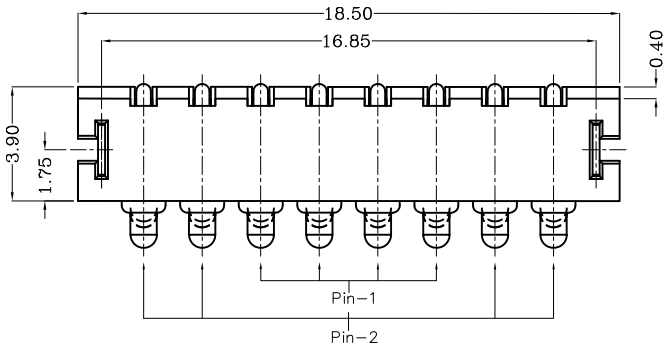

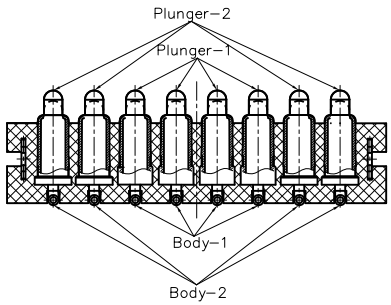

Table 1 Mechanical performance			
Pin-1	working stroke	0.7mm	90±20gf <2.1>
Pin-2	working stroke	0.7mm	90±20gf <2.1>
Durability		10000cycle	

18

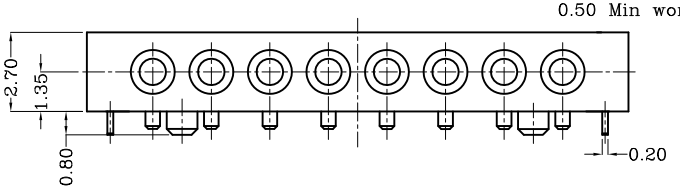

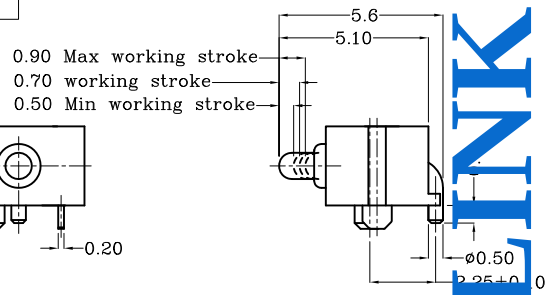

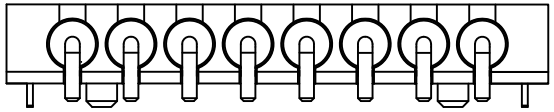

PTH-gold plating thickness,0.1-0.25micro

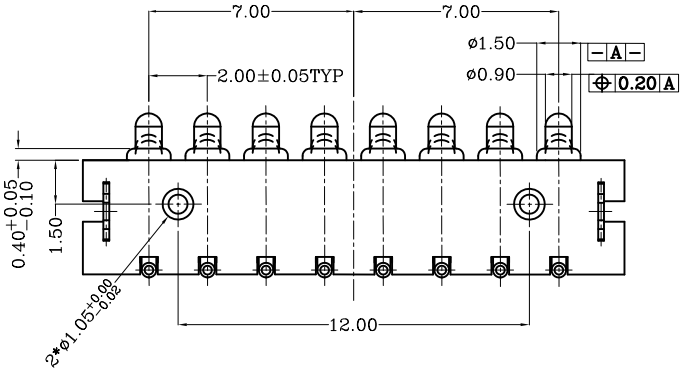

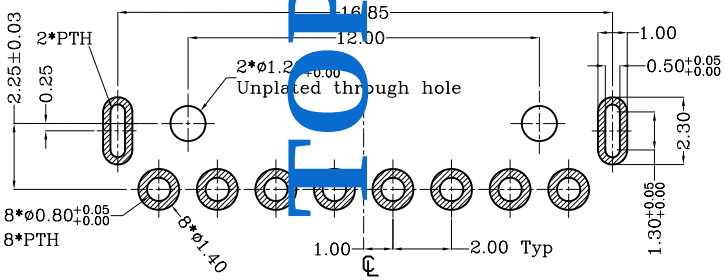

RECOMMENDED P.C.B LAYOUT

Notes:
1 Demensions shall be interpreted per ASME Y14.5M.
2 Mechanical performance(See the table 1)
<2.1>The force is the average of forces obtained when plunger goes downwards and upwards.
<2.2>Warning: Working stroke are not permitted to be more than Max working stroke.
3 Electrical performance
Resistance: 20mOhm Max.
Voltage rating: 250V Min.
Current rating: Pin-1 2.0A
Pin-2 5.0A
4 Packaging Specification comforms to EIA 481
5 RoHS compliant.

1001033-8
PART NUMBER

Rev.	Revision record.	Date.
18	Update	2014/07/17
17.2	Update	2014/06/27
17.1	Update	2014/03/10
17	Update	2014/03/04

Top-Link Electronics Ltd.
TOLERANCES UNLESS OTHER SPECIFIED
0. = ± –
0.0 = ± 0.15
0.00 = ± 0.10
0.000= ± –
Angle: ±1°
SURF TEXTURE: REMOVE BURRS. BREAK SHARP EDGES R0.05 MAX.DO NOT SCALE PRINT.

Type: Customer drawing
Unit: mm
Weight:
DWN: Cai wanlu
APVD:
CHK:
REL:
Top-Link Electronics Ltd.
Name: POGO PIN CONNECTOR
Scale: 1:1
Size: A4
DWG No.: C-1001033
Page: 1/1
Rev.: 18

DIST ---
DIST ---

DWN No.: C-1001033

THIS INFORMATION IS CONFIDENTIAL AND IS DISCLOSED TO YOU ON CONDITION THAT NO FURTHER DISCLOSURE IS MADE BY YOU TO OTHER THAN TOP-LINK PERSONNEL WITHOUT WRITTEN AUTHORIZATION FROM TOP-LINK LTD.

TOP-LINK