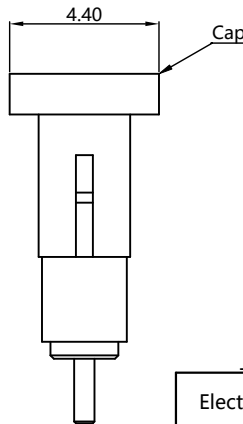
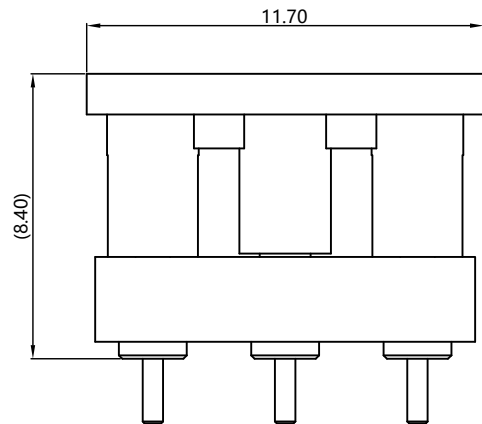
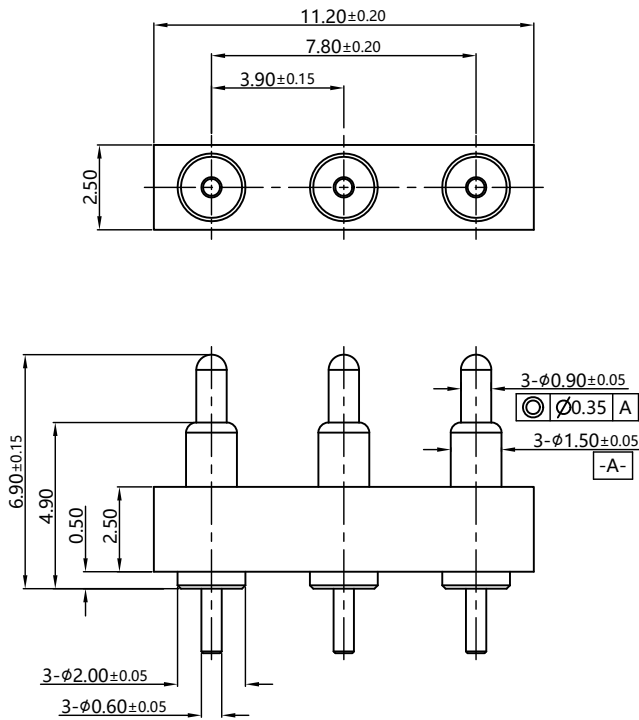


THIS INFORMATION IS CONFIDENTIAL AND IS DISCLOSED TO YOU ON CONDITION THAT NO FURTHER DISCLOSURE IS MADE BY YOU TO OTHER THAN TOP-LINK PERSONNEL WITHOUT WRITTEN AUTHORIZATION FROM TOP-LINK LTD.



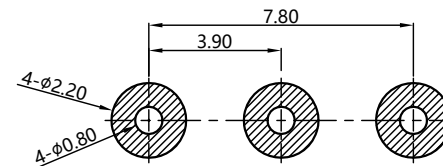
拓普联科

TOP-LINK

Notes:

- Dimensions shall be interpreted per ASME Y14.5M
- Mechanical performance(See the table 1)
 - <2.1>The force is the average of forces obtained when plunger goes downwards and upwards
 - <2.2>Warning:Working height are not permitted to be less than Min working height
- Electrical performance
 - <3.1>Current rating: 3.0A
 - <3.2>Voltage rating: 12VAC/DC
 - <3.3>Dynamic resistance: 30mOhm Max (between max and min working height)
 - <3.4>Insulation resistance: 100MOhm minimum
- Environmental performance
 - <4.1>RoHS compliant
 - <4.2>Operating temperature range:-40°C~+85°C
 - <4.3>Withstanding high temperature:260°C/10Sec
- Packaging:Carrier tape

Working Height	5.40mm	100±25gf
Durability	10000 Cycles Min.	



Item	Part Name	Q'TY	Material	Finish
5	CAP	1pcs	High temp.Plastic; UL94 V-0 Color Black	-----
4	Body	3pcs	Leaded Brass	Au 0.1um min plated over 1.4um min Ni
3	Plunger	3pcs	Leaded Brass	Au 0.4um min plated over 1.4um min Ni
2	Spring	3pcs	Stainless steel wire	-----
1	Housing	1pcs	High temp.Plastic; UL94 V-0 Color Black	-----

Top-Link
Electronics LTD.

TOLERANCES UNLESS
OTHER SPECIFIED
0. = ± 0.25
0.0 = ±0.15
0.00 = ±0.10
0.000 = ±0.005
Angle: ±1°
SURF TEXTURE: Ra1.6
REMOVE BURRS.
BREAK SHARP
EDGES R0.05 MAX.

Type	Customer drawing		Unit						
DRW:	Alan	APRD:	mm						
CHK:		REL:							
Name	Pogo Pin Connector								
Scale	1:1	Size	A4	Part NO.	10101032824	Page	1/1	Rev:	XA

XA	New Release	2019.04.29
Item	Revision record	Date