proposal

DWN No.: C-100773

Item	Part name	Q'ty/Ea'	Material	Finish
1	HSG	1	High temp.Plastic UL94 V-0 Color Black	————
2	Body	3	Leaded Brass	Gold plating over Nickel plating
3	Plunger	3	Leaded Brass	Gold plating over Nickel plating
4	Spring	3	Stainless steel wire	————
5	CAP	1	High temp.Plastic UL94 V-0 Color Black	————

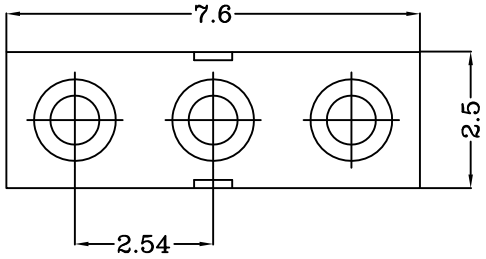

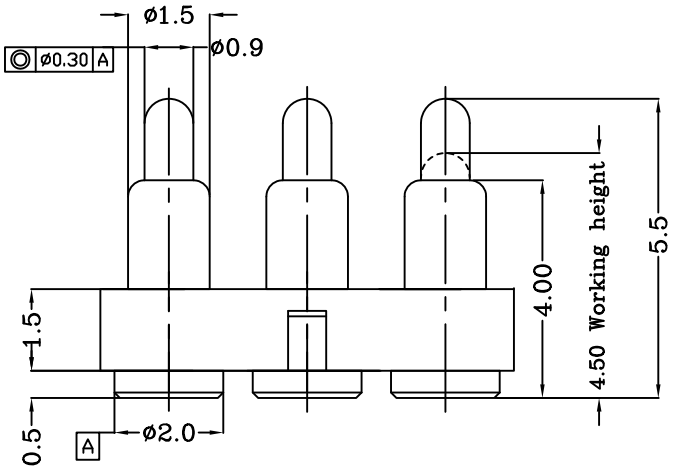

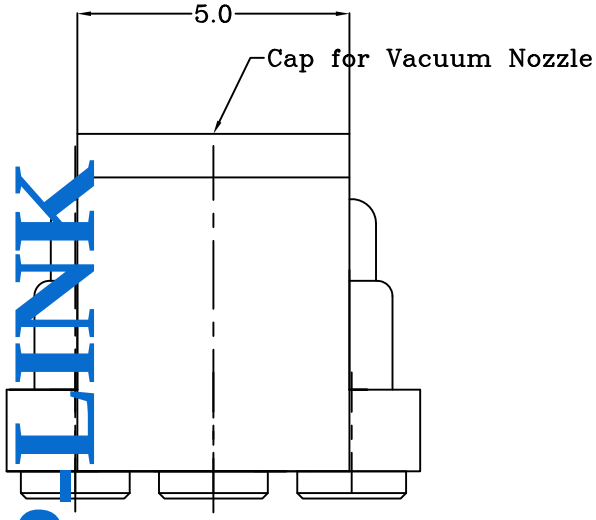

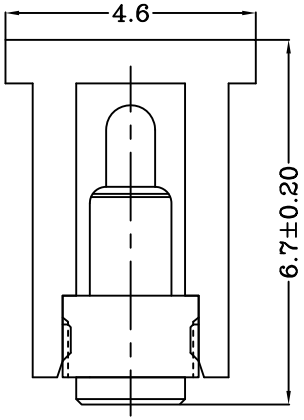

TOP-LINK

Notes:
1 Demensions shall be interpreted per ASME Y14.5M.
2 Mechanical performance(See the table 1)
<2.1>The force is the average of forces obtained when plunger goes downwards and upwards.
<2.2>Warning: Working height are not permitted to be less than Min working height.
3 Electrical performance
Resistance: 200mOhm Max.Current rating: 1.0A
4 Packaging Spec.Comformance to EIA 481
5 RoHS compliant.

Table 1 Mechanical performance		
Working height	4.50mm	35±15gf <2.1>
Durability	10000cycle	

100773-3
PART NUMBER

	NEW	2011/12/28
Rev.	Revision record.	Date.

Top-Link Electronics Ltd.
TOLERANCES UNLESS OTHER SPECIFIED
0. = ± –
0.0 = ± 0.15
0.00 = ± 0.10
0.000= ± –
Angle: ±1°
SURF TEXTURE: REMOVE BURRS. BREAK SHARP EDGES R0.05 MAX.DO NOT SCALE PRINT.

Type: Customer drawing	Unit: mm		Weight	
DWN: Qin Zuozhong	APVD:	top-Link Electronics	Top-Link Electronics Ltd.	
CHK:	REL:			
Name: Customer drawing				
Scale: 1:1	Size: A4	DWG No.: C-100773	Page: 1/1	Rev.: A

DIST ———
DIST ———

THIS INFORMATION IS CONFIDENTIAL AND IS DISCLOSED TO YOU ON CONDITION THAT NO FURTHER DISCLOSURE IS MADE BY YOU TO OTHER THAN TOP-LINK PERSONNEL WITHOUT WRITTEN AUTHORIZATION FROM TOP-LINK LTD.