DWG NO. C-100546

USED ON –

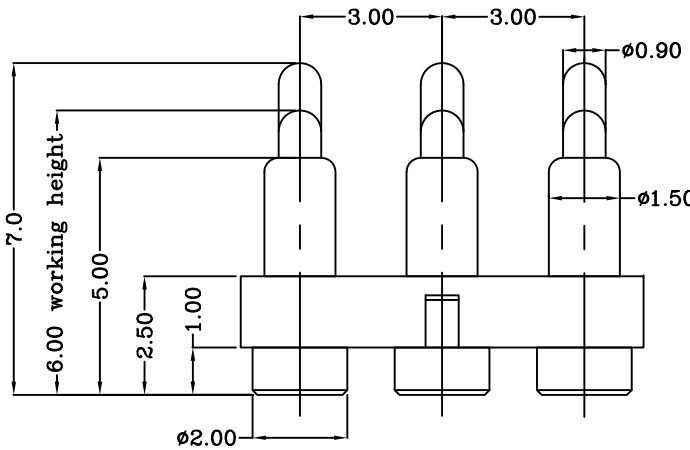

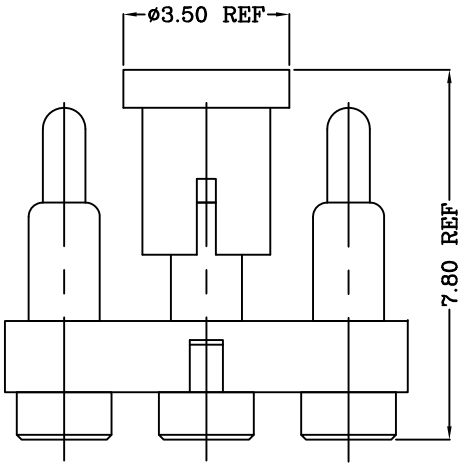

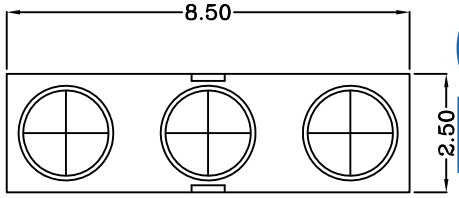

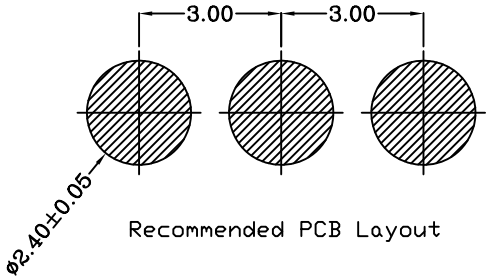

Recommended PCB Layout

TOP-LINK

Notes:
1 Material, Housing: PA 4.6 (30% Glass Filled)
Color Black.
Contact: Brass
2 Mechanical demands:
Plating Plunger: 0.4um Au over 1.4um Ni
Plating Body: 0.1um Au over 1.4um Ni.

LTR	REVISION RECORD	APVD	DATE
	NEW		2011/04/02

DIMENSIONS IN MM
TOLERANCES UNLESS OTHER SPECIFIED
0 = ±-
0.0 = ±0.15
0.00 = ±0.10
0.000 = ±
ANGLE: ±1°
SURF TEXTURE: 3.2
REMOVE BURRS. BREAK SHARP EDGES R0.05 MAX
DO NOT SCALE PRINT

MATL 1	HT TR —		FIN —
DWN Qin	APVD	Top-Link Electronics Ltd.	
CHK	REL		
NAME POGO 3P PGC-1.5-7.0-R-3P-3.0PH			
SCALE 1:1	A4	DWG NO. C-100546	SHEET 1 OF 1	REV 2

100546-3

PART NUMBER

LOC –

DIST –

THIS INFORMATION IS CONFIDENTIAL AND IS DISCLOSED TO YOU ON CONDITION THAT NO FURTHER DISCLOSURE IS MADE BY YOU TO OTHER THAN TOP-LINK PERSONNEL WITHOUT WRITTEN AUTHORIZATION FROM TOP-LINK LTD.